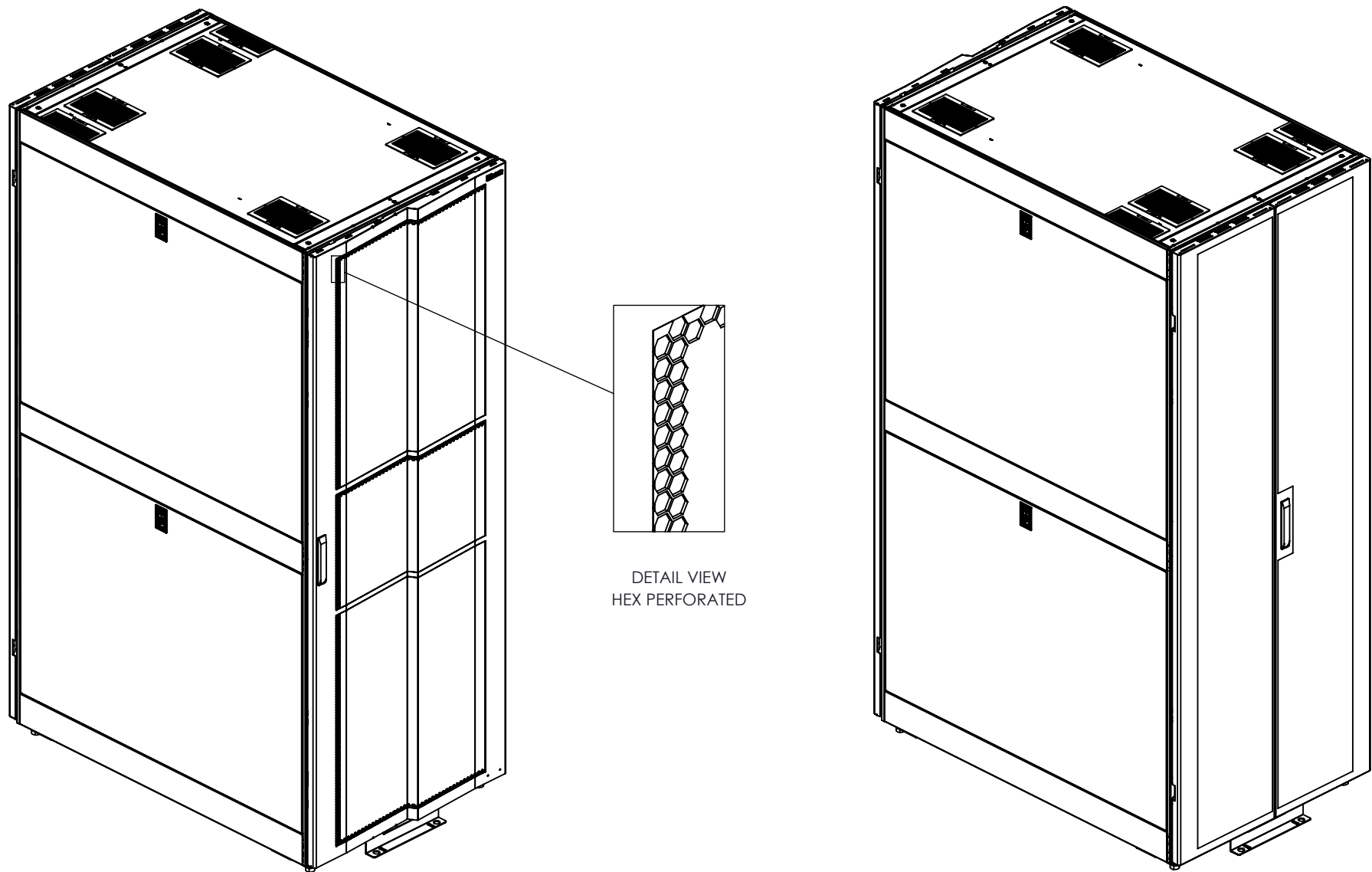


NOTES:

REVISIONS			
REV.	DESCRIPTION	DATE	APPROVED
A	FULL RELEASED	2024/5/7	CT

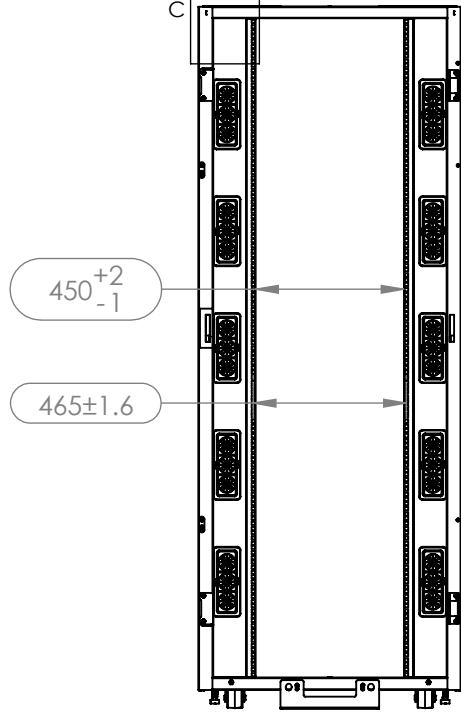
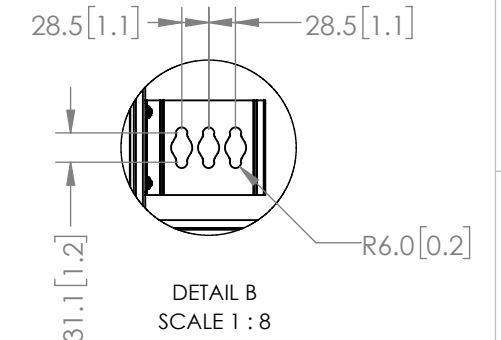
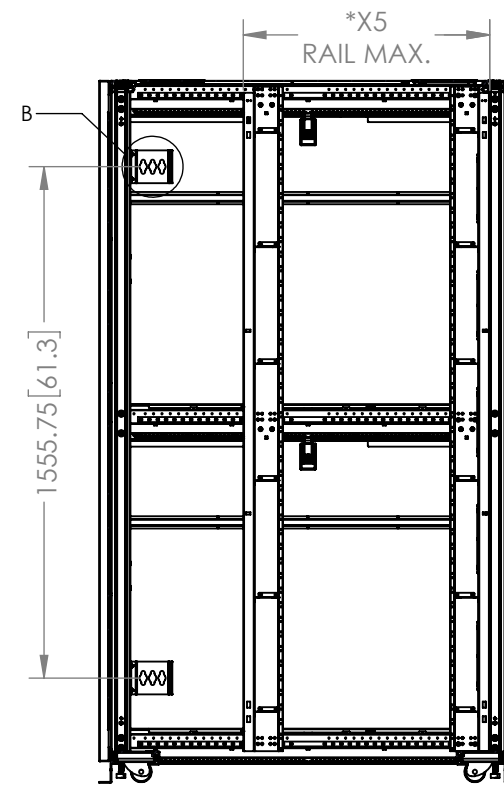

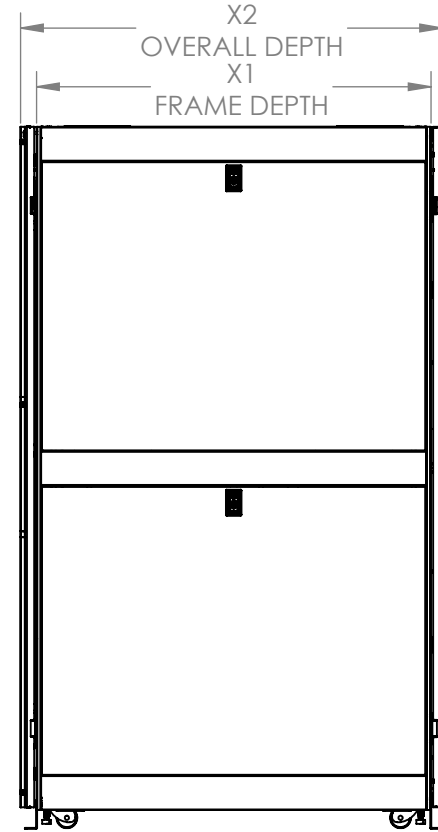
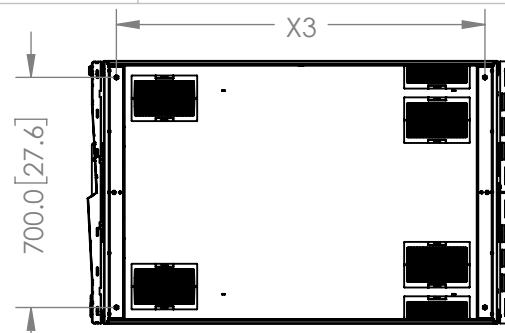


DETAIL VIEW
HEX PERFORATED

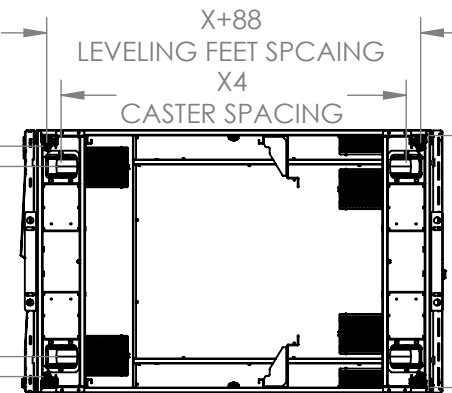
<p>PROPRIETARY AND CONFIDENTIAL</p> <p>THIS DRAWING AND ITS SPECIFICATIONS ARE THE PROPERTY OF INOVA AND SHALL NOT BE COPIED, REPRODUCED, OR USED IN WHOLE OR IN PART, AS THE BASIS FOR THE MANUFACTURE OR SALE OF ITEMS WITHOUT THE WRITTEN PERMISSION FROM INOVA. THIS DRAWING IS BASED UPON THE LATEST AVAILABLE INFORMATION AND IS SUBJECT TO CHANGE WITHOUT NOTICE.</p>	<p>UNLESS OTHERWISE SPECIFIED</p> <p>X = ± 1 X.X = ± 0.5 X.XX = ± 0.30 X.XXX = ± 0.130</p> <p>ANGULAR X = 1° .X = 0.5° .XX = 0.25°</p>		<p>DESCRIPTION: AI READY RACK TECHNICAL DRAWING - 31.5" (800 MM) WIDTH</p>	<p>DRAWING NO: AIR8XX- XXXXXXXXXXXX</p>	<p>REV NO: A</p>									
	<p>UNITS: mm [in]</p>		<p>MATERIAL: SEE INDIVIDUAL</p>	<p>FINISH: N/A</p>	<table border="1"> <tr> <th>NAME</th> <th>DATE</th> <th>COMMENTS:</th> </tr> <tr> <td>DRAWN BY: AMY ZHU</td> <td>2024.5.7</td> <td></td> </tr> <tr> <td>APP. BY: AMY ZHU</td> <td>2024.5.7</td> <td></td> </tr> </table>	NAME	DATE	COMMENTS:	DRAWN BY: AMY ZHU	2024.5.7		APP. BY: AMY ZHU	2024.5.7	
	NAME	DATE	COMMENTS:											
	DRAWN BY: AMY ZHU	2024.5.7												
APP. BY: AMY ZHU	2024.5.7													
<p>INTERPRET TO ASME Y14.100</p>	<p>DEBURR AND BREAK SHARP EDGES/CONTOURS AT 0.2mm MAX</p>	<p>CLASS: N/A</p>	<p>SCALE: 1:17</p>	<p>WEIGHT:</p>	<p>SHEET: 1 OF 3</p>									

- NOTES:
1. THE DISTANCE OF *X5 IS 750MM [29.5] BY DEFAULT.
 2. AT THE RAIL MAX., 2 PDUs CAN BE INSTALLED ON ONE SIDE.

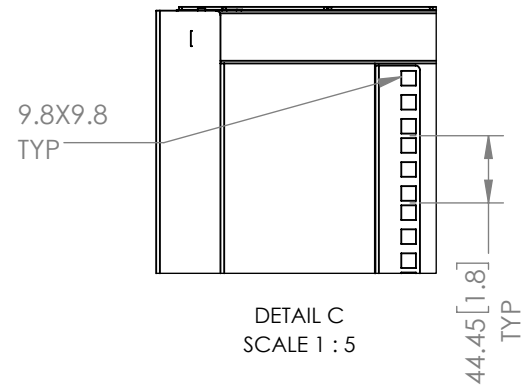
PN	X1	X2	X3	X4	*X5	Y
AIR8A3	1000 [39.37]	1071 [42.2]	921 [36.3]	850 [33.5]	30.0 [762.0]	76.6 [1945]
AIR8A6	1000 [39.37]	1071 [42.2]	921 [36.3]	850 [33.5]	30.0 [762.0]	81.9 [2079]
AIR8A9	1000 [39.37]	1071 [42.2]	921 [36.3]	850 [33.5]	30.0 [762.0]	87.1 [2212]
AIR8AC	1000 [39.37]	1071 [42.2]	921 [36.3]	850 [33.5]	30.0 [762.0]	94.1 [2390]
AIR8B3	1100 [43.31]	1171 [46.1]	1021 [40.2]	950 [37.4]	34.0 [863.6]	76.6 [1945]
AIR8B6	1100 [43.31]	1171 [46.1]	1021 [40.2]	950 [37.4]	34.0 [863.6]	81.9 [2079]
AIR8B9	1100 [43.31]	1171 [46.1]	1021 [40.2]	950 [37.4]	34.0 [863.6]	87.1 [2212]
AIR8BC	1100 [43.31]	1171 [46.1]	1021 [40.2]	950 [37.4]	34.0 [863.6]	94.1 [2390]
AIR8C3	1200 [47.24]	1271 [50.0]	1121 [44.1]	1050 [41.3]	38.0 [965.2]	76.6 [1945]
AIR8C6	1200 [47.24]	1271 [50.0]	1121 [44.1]	1050 [41.3]	38.0 [965.2]	81.9 [2079]
AIR8C9	1200 [47.24]	1271 [50.0]	1121 [44.1]	1050 [41.3]	38.0 [965.2]	87.1 [2212]
AIR8CC	1200 [47.24]	1271 [50.0]	1121 [44.1]	1050 [41.3]	38.0 [965.2]	94.1 [2390]



FRONT VIEW WITHOUT DOORS



701.0 [27.6] LEVELING FEET SPACING
579.0 [22.8] CASTER SPACING



DETAIL C SCALE 1:5

PROPRIETARY AND CONFIDENTIAL

THIS DRAWING AND ITS SPECIFICATIONS ARE THE PROPERTY OF INOVA AND SHALL NOT BE COPIED, REPRODUCED, OR USED IN WHOLE OR IN PART, AS THE BASIS FOR THE MANUFACTURE OR SALE OF ITEMS WITHOUT THE WRITTEN PERMISSION FROM INOVA. THIS DRAWING IS BASED UPON THE LATEST AVAILABLE INFORMATION AND IS SUBJECT TO CHANGE WITHOUT NOTICE.

UNLESS OTHERWISE SPECIFIED

X = ± 1
X.X = ± 0.5
X.XX = ± 0.30
X.XXX = ± 0.130
ANGULAR
X = 1°
.X = 0.5°
.XX = 0.25°

UNITS: mm [in]



INTERPRET TO ASME Y14.100

DESCRIPTION:
AI READY RACK TECHNICAL
DRAWING - 31.5" (800 MM) WIDTH

MATERIAL:

SEE INDIVIDUAL

FINISH:

N/A

DEBURR AND BREAK SHARP
EDGES/CONTOURS AT 0.2mm MAX

CLASS: N/A

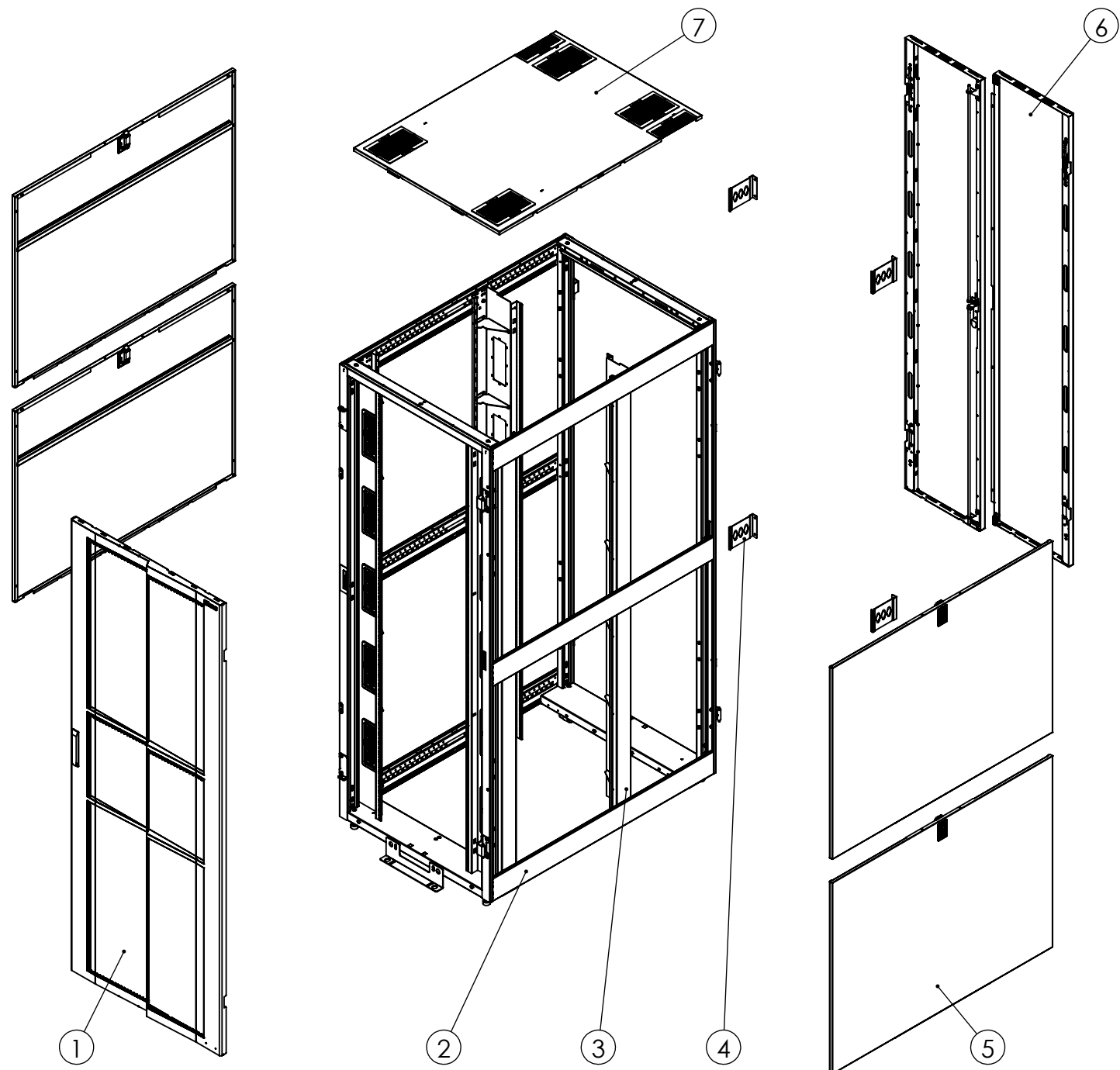
DRAWING NO:
AIR8XX-
XXXXXXXXXXXX

REV NO:
A
SIZE:
B

NAME	DATE	COMMENTS
DRAWN BY: AMY ZHU	2024.5.7	
APP. BY: AMY ZHU	2024.5.7	

SCALE: 1:25 WEIGHT: SHEET: 2 OF 3

NOTES:



8



9

ITEM.	DES.
1	SINGLE PERF FRONT DOOR, 1PC
2	FRAME KIT, INCLUDING 1 PC FRONT FRAME, 1 PC REAR FRAME AND 6 PCS BEAMS
3	MOUNTING RAIL KIT, INCLUDING 2 LEFT AND 2 RIGHT
4	PDU SHORT BRACKET, 4 PCS
5	SIDE PANEL, 4 PCS
6	SPLIT PERF REAR DOORS, 1 PC
7	FULL-DEPTH BRUSH-SEALED TOP PANEL, 1 PC
8	KEYS
9	CLOTH BAG (50 SETS OF CAGE NUTS)

PROPRIETARY AND CONFIDENTIAL
 THIS DRAWING AND ITS SPECIFICATIONS ARE THE PROPERTY OF INOVA AND SHALL NOT BE COPIED, REPRODUCED, OR USED IN WHOLE OR IN PART, AS THE BASIS FOR THE MANUFACTURE OR SALE OF ITEMS WITHOUT THE WRITTEN PERMISSION FROM INOVA. THIS DRAWING IS BASED UPON THE LATEST AVAILABLE INFORMATION AND IS SUBJECT TO CHANGE WITHOUT NOTICE.

UNLESS OTHERWISE SPECIFIED

X = ± 1
 X.X = ± 0.5
 X.XX = ± 0.30
 X.XXX = ± 0.130
 ANGULAR
 X = 1°
 .X = 0.5°
 .XX = 0.25°



INTERPRET TO ASME Y14.100

DESCRIPTION:
 AI READY RACK TECHNICAL
 DRAWING - 31.5" (800 MM) WIDTH

MATERIAL:
 SEE INDIVIDUAL

FINISH:
 N/A

DEBURR AND BREAK SHARP
 EDGES/CONTOURS AT 0.2mm MAX

CLASS: N/A

DRAWING NO:
 AIR8XX-
 XXXXXXXXXXXXX

REV NO:
 A
 SIZE:
 B

NAME	DATE	COMMENTS:
DRAWN BY: AMY ZHU	2024.5.7	
APP. BY: AMY ZHU	2024.5.7	

SCALE: 1:22 WEIGHT: SHEET: 3 OF 3