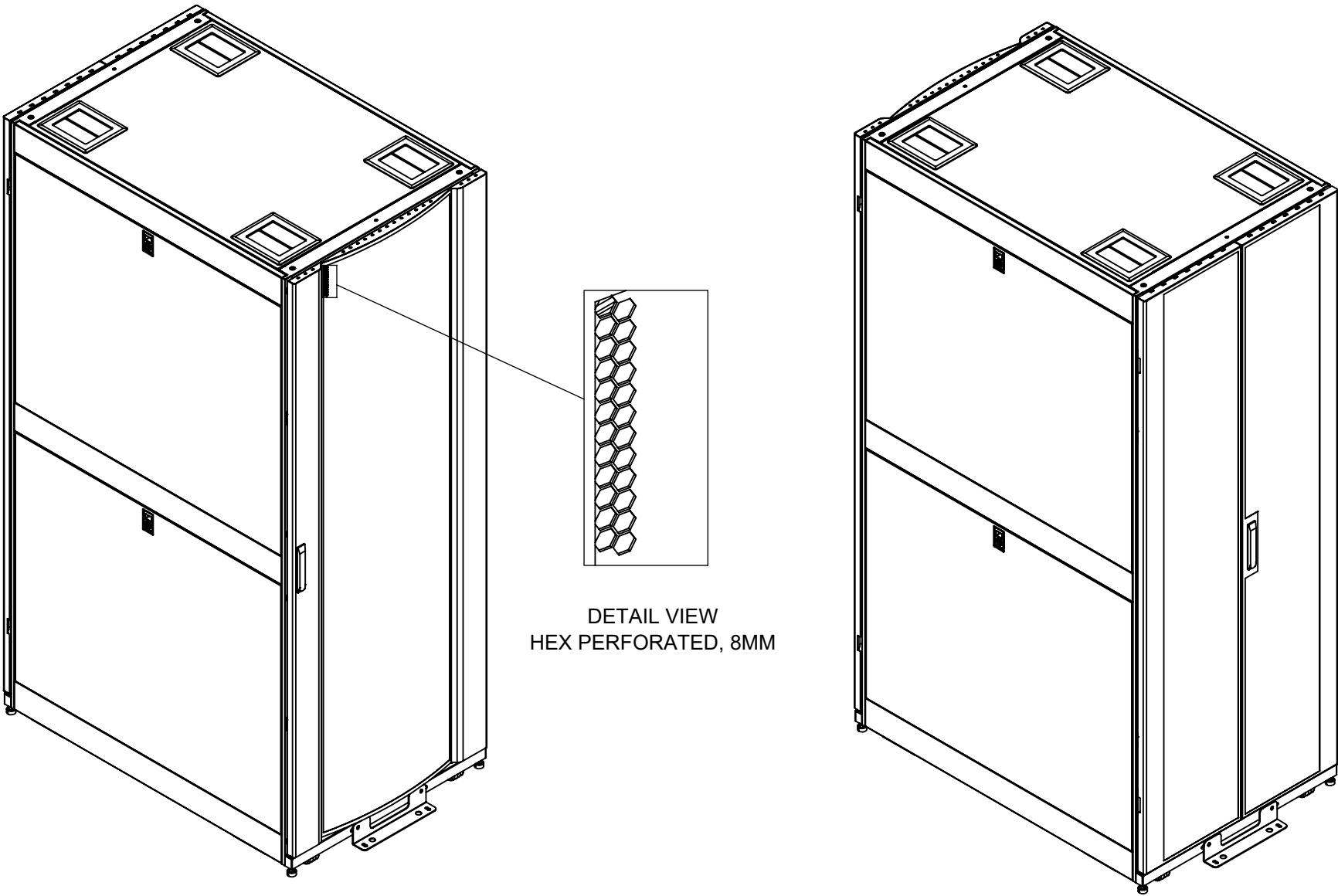


NOTES:

| REVISIONS | | | |
|-----------|---------------|-----------|----------|
| REV. | DESCRIPTION | DATE | APPROVED |
| A | FULL RELEASED | 2023/11/9 | CT |



DETAIL VIEW
HEX PERFORATED, 8MM

PROPRIETARY AND CONFIDENTIAL
THIS DRAWING AND ITS SPECIFICATIONS ARE THE PROPERTY OF INOVA AND SHALL NOT BE COPIED, REPRODUCED, OR USED IN WHOLE OR IN PART, AS THE BASIS FOR THE MANUFACTURE OR SALE OF ITEMS WITHOUT THE WRITTEN PERMISSION FROM INOVA. THIS DRAWING IS BASED UPON THE LATEST AVAILABLE INFORMATION AND IS SUBJECT TO CHANGE WITHOUT NOTICE.

UNLESS OTHERWISE SPECIFIED
X = ± 1
X.X = ± 0.5
X.XX = ± 0.30
X.XXX = ± 0.130
ANGULAR
X = 1°
.X = 0.5°
.XX = 0.25°



DESCRIPTION:
INOVA, DATA CENTER CABINET,
800MM (31.5") WIDTH

MATERIAL:
SEE INDIVIDUAL
FINISH:
C=W WHITE RAL 9003 TEXTURE
C=B BLACK RAL 9005 TEXTURE

DRAWING NO:
INV01-8DDHH-XXXXXX
REV NO:
A
SIZE:
B

| NAME | DATE | COMMENTS: |
|-------------------|-----------|-----------|
| DRAWN BY: AMY ZHU | 2023/11/9 | |
| APP. BY: SAM DING | 2023/11/9 | |

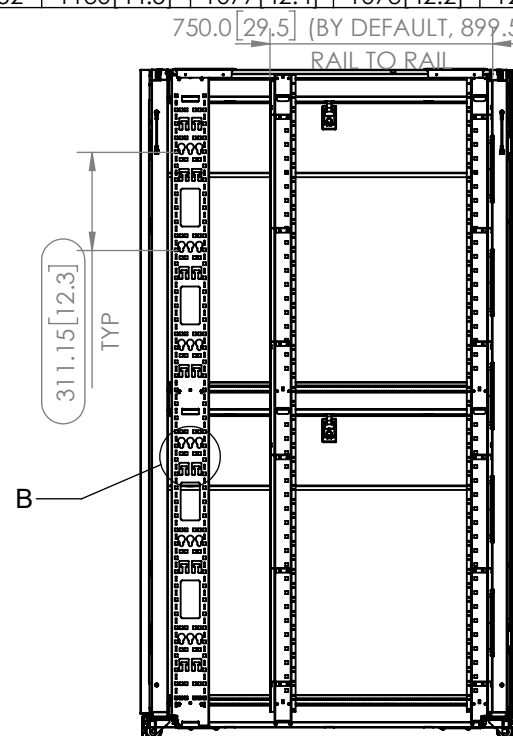
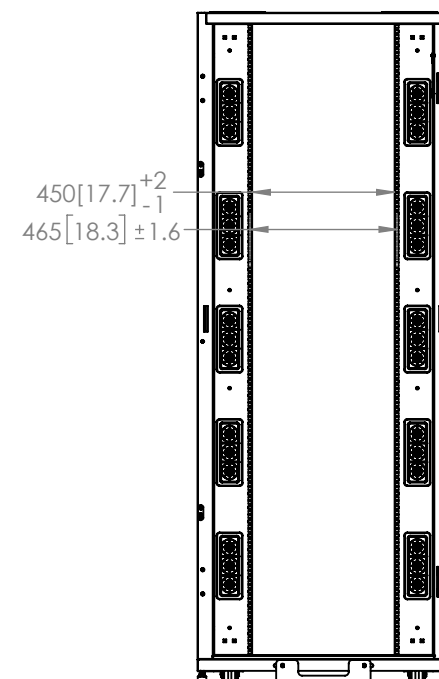
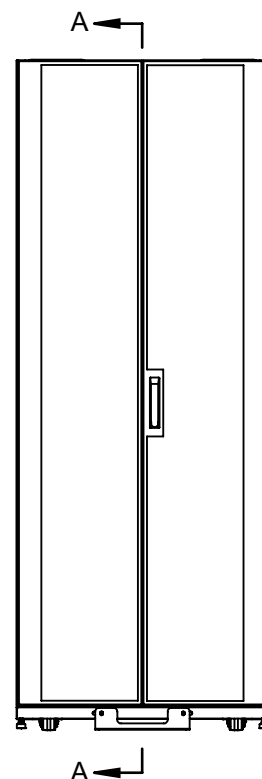
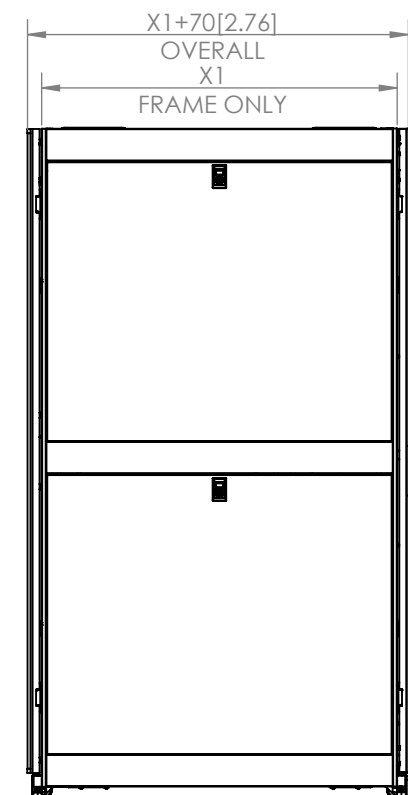
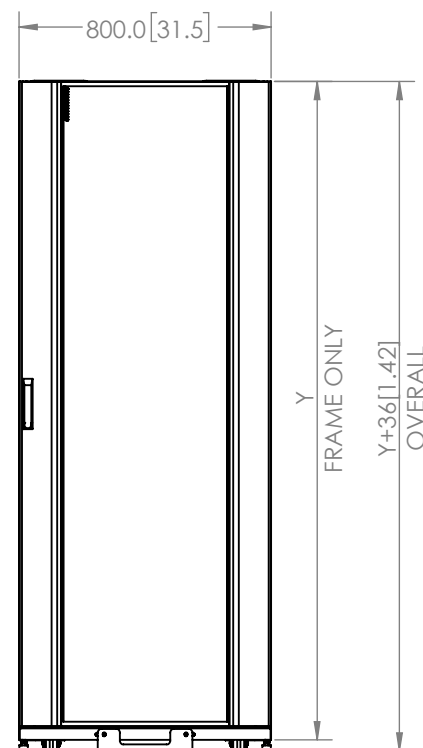
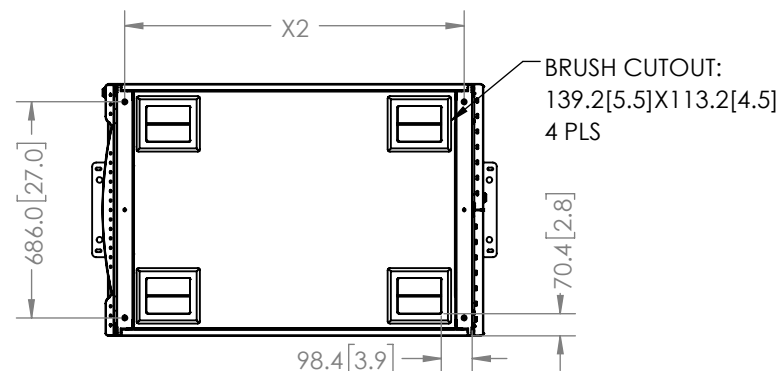
DEBURR AND BREAK SHARP EDGES/CONTOURS AT 0.2mm MAX
CLASS: N/A

SCALE: 1:25
WEIGHT:
SHEET: 1 OF 3

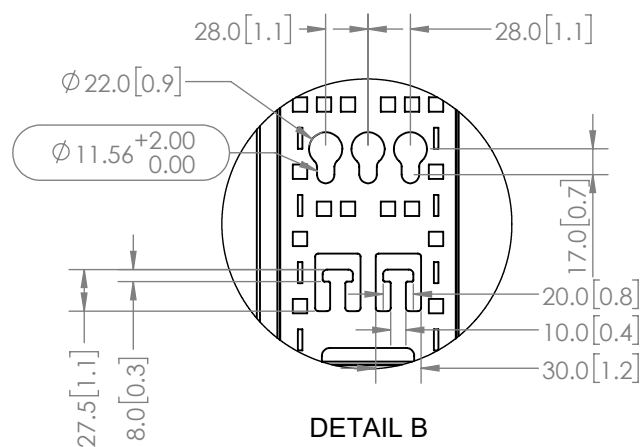
UNITS: mm [in]

INTERPRET TO ASME Y14.100

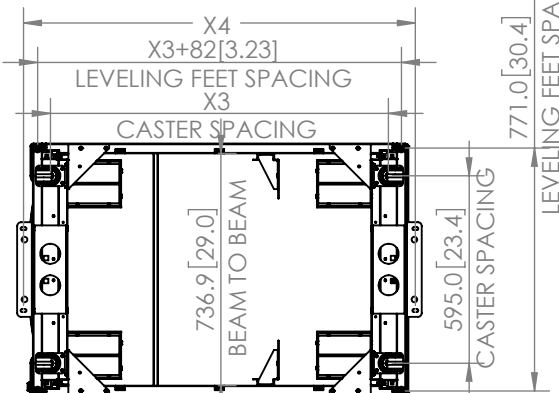
NOTES:



SECTIONAL VIEW A-A
SCALE 1 : 24



DETAIL B
SCALE 1 : 5



PROPRIETARY AND CONFIDENTIAL
THIS DRAWING AND ITS SPECIFICATIONS ARE THE PROPERTY OF INOVA AND SHALL NOT BE COPIED, REPRODUCED, OR USED IN WHOLE OR IN PART, AS THE BASIS FOR THE MANUFACTURE OR SALE OF ITEMS WITHOUT THE WRITTEN PERMISSION FROM INOVA. THIS DRAWING IS BASED UPON THE LATEST AVAILABLE INFORMATION AND IS SUBJECT TO CHANGE WITHOUT NOTICE.

UNLESS OTHERWISE SPECIFIED

X = ± 1
X.X = ± 0.5
X.XX = ± 0.30
X.XXX = ± 0.130
ANGULAR
X = 1°
.X = 0.5°
.XX = 0.25°



INTERPRET TO ASME Y14.100

DESCRIPTION:
INOVA, DATA CENTER CABINET,
800MM (31.5") WIDTH

MATERIAL:
SEE INDIVIDUAL

FINISH:
C=W WHITE RAL 9003 TEXTURE
C=B BLACK RAL 9005 TEXTURE

DEBURR AND BREAK SHARP
EDGES/CONTOURS AT 0.2mm MAX

CLASS:

DRAWING NO:
INV01-8DDHH-XXXXXX

REV NO:
A
SIZE:
B

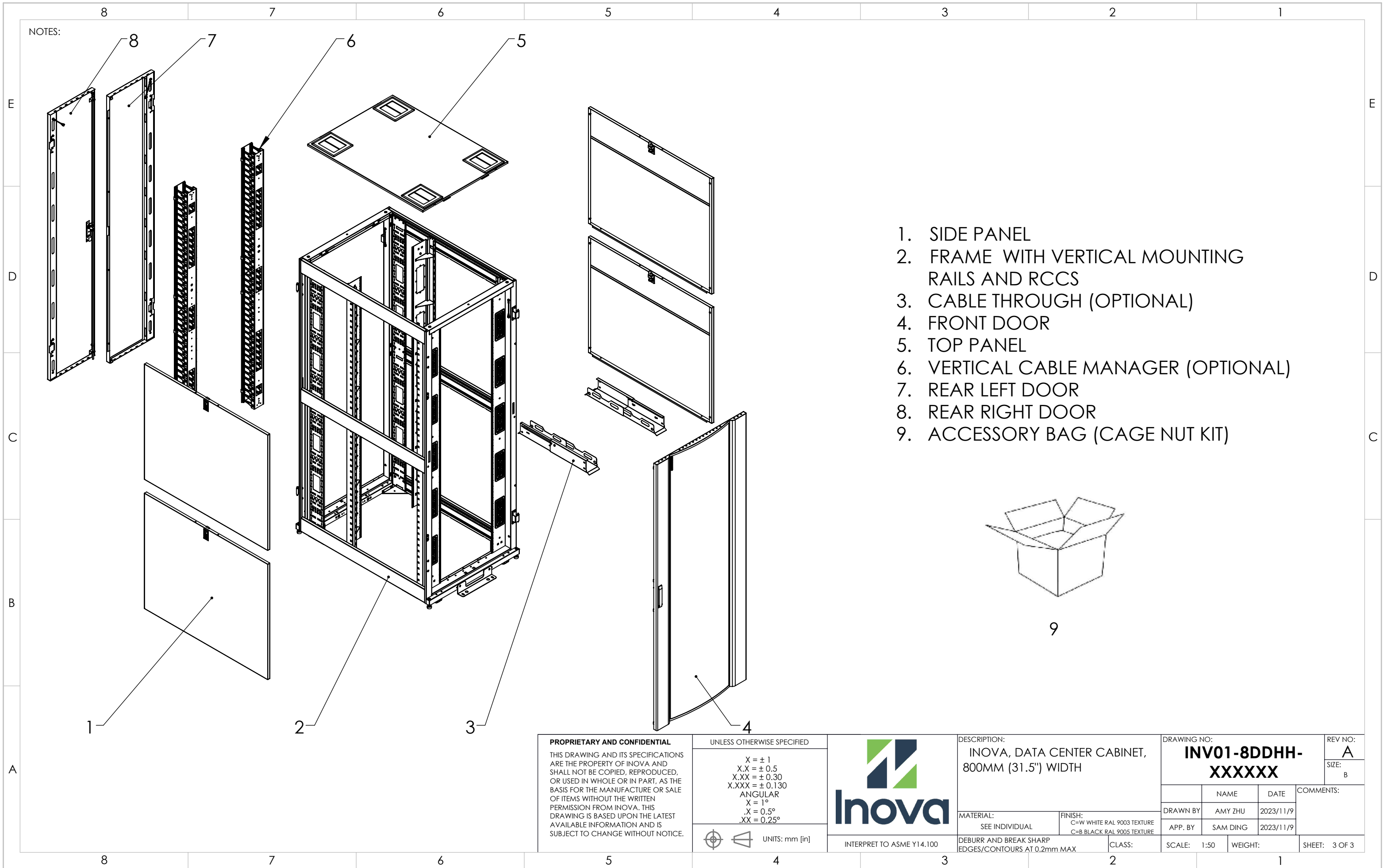
| NAME | DATE | COMMENTS: |
|-------------------|-----------|-----------|
| DRAWN BY: AMY ZHU | 2023/11/9 | |
| APP. BY: SAM DING | 2023/11/9 | |

SCALE: 1:24 WEIGHT:

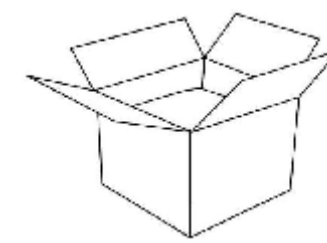
SHEET: 2 OF 3

| PN | X1 | X2 | X3 | X4 | Y |
|-------------|------------|------------|------------|------------|------------|
| INV01-80842 | 730[28.7] | 677[26.7] | 673[26.5] | 844[33.2] | 1956[77.0] |
| INV01-80845 | 730[28.7] | 677[26.7] | 673[26.5] | 844[33.2] | 2089[82.2] |
| INV01-80848 | 730[28.7] | 677[26.7] | 673[26.5] | 844[33.2] | 2222[87.5] |
| INV01-80852 | 730[28.7] | 677[26.7] | 673[26.5] | 844[33.2] | 2400[94.5] |
| INV01-81042 | 930[36.6] | 877[34.5] | 873[34.4] | 1044[41.1] | 1956[77.0] |
| INV01-81045 | 930[36.6] | 877[34.5] | 873[34.4] | 1044[41.1] | 2089[82.2] |
| INV01-81048 | 930[36.6] | 877[34.5] | 873[34.4] | 1044[41.1] | 2222[87.5] |
| INV01-81052 | 930[36.6] | 877[34.5] | 873[34.4] | 1044[41.1] | 2400[94.5] |
| INV01-81142 | 1030[40.6] | 977[38.5] | 973[38.3] | 1144[45.0] | 1956[77.0] |
| INV01-81145 | 1030[40.6] | 977[38.5] | 973[38.3] | 1144[45.0] | 2089[82.2] |
| INV01-81148 | 1030[40.6] | 977[38.5] | 973[38.3] | 1144[45.0] | 2222[87.5] |
| INV01-81152 | 1030[40.6] | 977[38.5] | 973[38.3] | 1144[45.0] | 2400[94.5] |
| INV01-81242 | 1130[44.5] | 1077[42.4] | 1073[42.2] | 1244[49.0] | 1956[77.0] |
| INV01-81245 | 1130[44.5] | 1077[42.4] | 1073[42.2] | 1244[49.0] | 2089[82.2] |
| INV01-81248 | 1130[44.5] | 1077[42.4] | 1073[42.2] | 1244[49.0] | 2222[87.5] |
| INV01-81252 | 1130[44.5] | 1077[42.4] | 1073[42.2] | 1244[49.0] | 2400[94.5] |

NOTES:



- 1. SIDE PANEL
- 2. FRAME WITH VERTICAL MOUNTING RAILS AND RCCS
- 3. CABLE THROUGH (OPTIONAL)
- 4. FRONT DOOR
- 5. TOP PANEL
- 6. VERTICAL CABLE MANAGER (OPTIONAL)
- 7. REAR LEFT DOOR
- 8. REAR RIGHT DOOR
- 9. ACCESSORY BAG (CAGE NUT KIT)



9

| | | | | | | | | |
|---|--|--|--|---|--|---|----------------------|------------------------------|
| <p>PROPRIETARY AND CONFIDENTIAL</p> <p>THIS DRAWING AND ITS SPECIFICATIONS ARE THE PROPERTY OF INOVA AND SHALL NOT BE COPIED, REPRODUCED, OR USED IN WHOLE OR IN PART, AS THE BASIS FOR THE MANUFACTURE OR SALE OF ITEMS WITHOUT THE WRITTEN PERMISSION FROM INOVA. THIS DRAWING IS BASED UPON THE LATEST AVAILABLE INFORMATION AND IS SUBJECT TO CHANGE WITHOUT NOTICE.</p> | <p>UNLESS OTHERWISE SPECIFIED</p> <p>X = ± 1 X.X = ± 0.5 X.XX = ± 0.30 X.XXX = ± 0.130</p> <p>ANGULAR X = 1° .X = 0.5° .XX = 0.25°</p> | | | <p>DESCRIPTION: INOVA, DATA CENTER CABINET, 800MM (31.5") WIDTH</p> | | <p>DRAWING NO: INV01-8DDHH-XXXXXX</p> | | <p>REV NO: A</p> |
| | <p>INTERPRET TO ASME Y14.100</p> | | | <p>MATERIAL: SEE INDIVIDUAL</p> | <p>FINISH: C=W WHITE RAL 9003 TEXTURE C=B BLACK RAL 9005 TEXTURE</p> | <p>NAME</p> | <p>DATE</p> | <p>COMMENTS:</p> |
| | <p>DEBURR AND BREAK SHARP EDGES/CONTOURS AT 0.2mm MAX</p> | | | <p>CLASS:</p> | <p>SCALE: 1:50</p> | <p>WEIGHT:</p> | <p>SHEET: 3 OF 3</p> | |