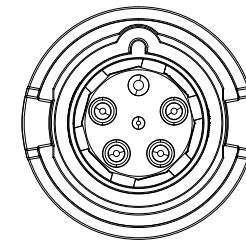
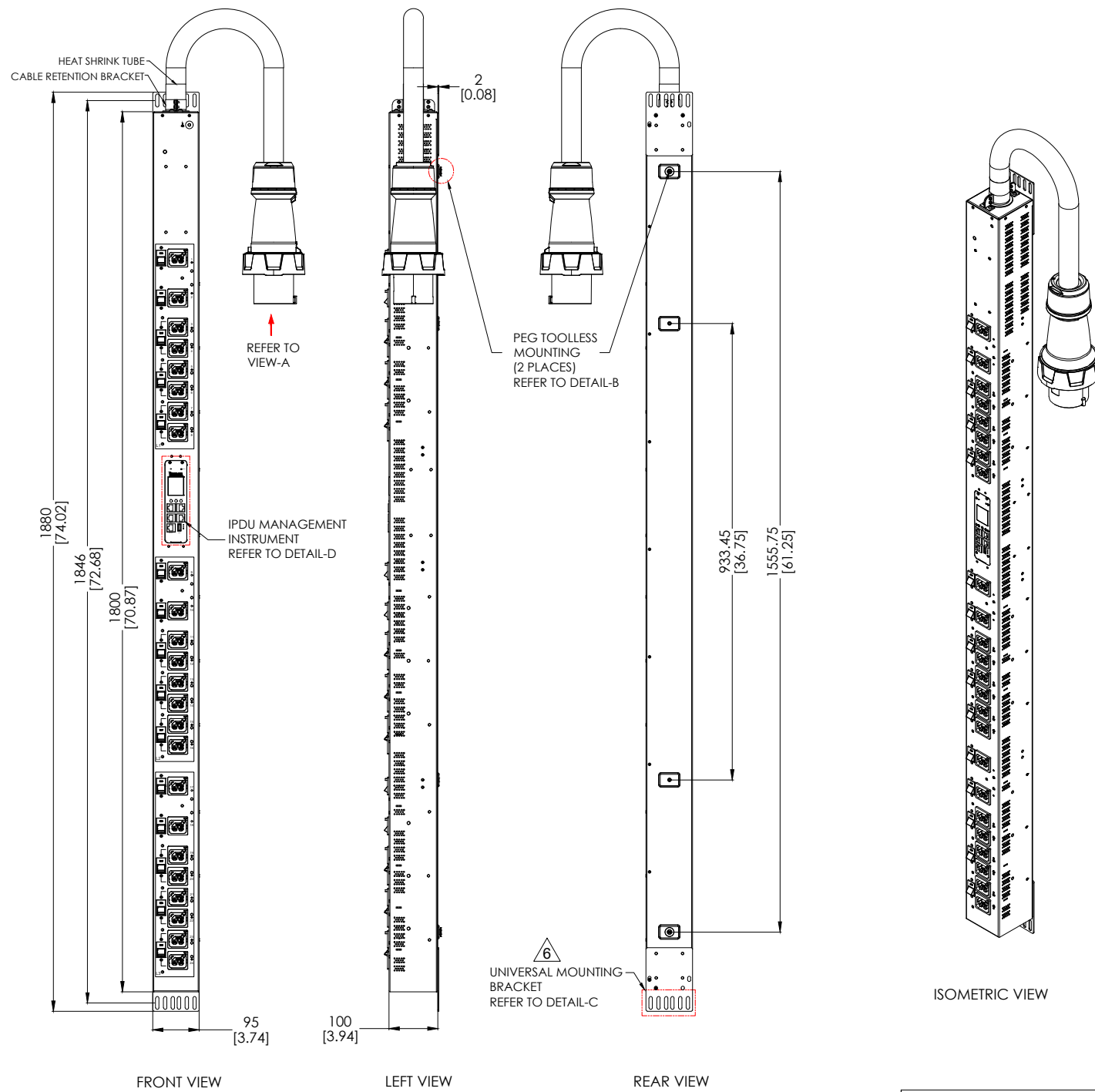


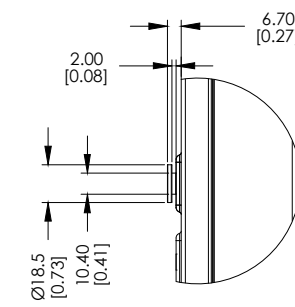
NOTES:

1. INSTALLATION SHALL COMPLY WITH ALL APPLICABLE NATIONAL, STATE AND LOCAL ELECTRICAL CODES.
  2. REFER TO PRODUCT DOCUMENTATION FOR ADDITIONAL DETAILS PRIOR TO INSTALLATION AND PREPARATION WORK.
  3. UNLESS OTHERWISE SPECIFIED, ALL DIMENSIONS ARE IN MILLIMETERS [INCHES].
  4. NET WEIGHT OF UNITE IS 17.64 lb [ 8 kg ].
  5. LENGTH OF THE CORD IS 118 INCHES [3000MM].
- ⚠ UNIVERSAL MOUNTING BRACKET IS AN ALTERNATIVE MOUNTING METHOD TO THE TOOL LESS MOUNT FOR 3RD PARTY ENCLOSURES, BRACKET IS PROVIDED WITH THE UNIT.

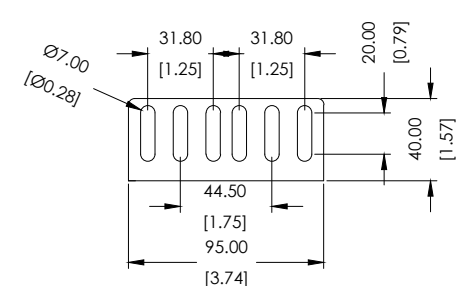
REVISIONS			
REV.	DESCRIPTION	DATE	APPROVED
A	FULL RELEASED	2025.3.12	CT



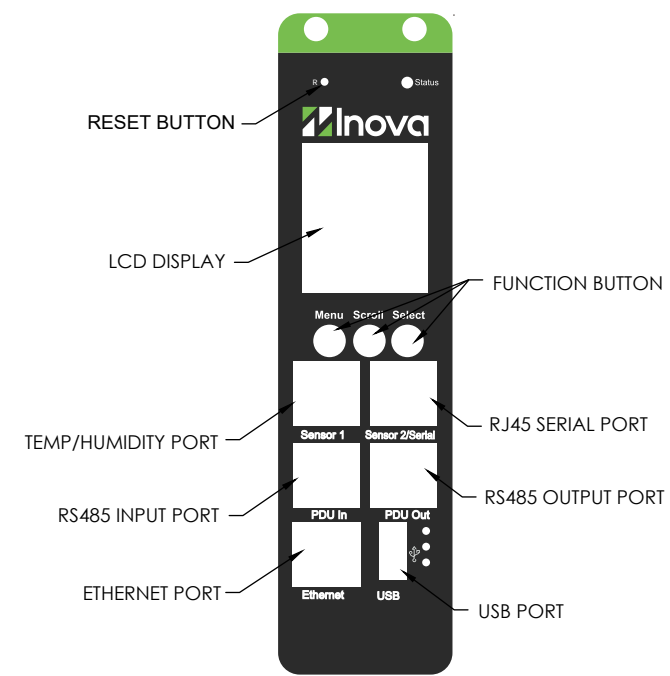
VIEW A  
IEC 309 100A  
3P+N+PE 6H PLUG  
ENLARGED VIEW



DETAIL B  
PEG TOOL LESS MOUNTING  
ENLARGED VIEW



DETAIL C  
UNIVERSAL MOUNTING BRACKET  
ENLARGED VIEW



DETAIL D  
IPDU MANAGEMENT INSTRUMENT  
ENLARGED VIEW

PROPRIETARY AND CONFIDENTIAL  
THIS DRAWING AND ITS SPECIFICATIONS ARE THE PROPERTY OF INOVA AND SHALL NOT BE COPIED, REPRODUCED, OR USED IN WHOLE OR IN PART, AS THE BASIS FOR THE MANUFACTURE OR SALE OF ITEMS WITHOUT THE WRITTEN PERMISSION FROM INOVA. THIS DRAWING IS BASED UPON THE LATEST AVAILABLE INFORMATION AND IS SUBJECT TO CHANGE WITHOUT NOTICE.

UNLESS OTHERWISE SPECIFIED

X = ± 1  
X.X = ± 0.5  
X.XX = ± 0.30  
X.XXX = ± 0.130

ANGULAR  
X = 1°  
.X = 0.5°  
.XX = 0.25°

UNITS: mm [in]



DESCRIPTION:  
Metered and Switched Per Outlet PDU\_MSPO-3P-100A-Combo Lockable Socket-C39(16A) \*24-Magnetic Circuit Breaker\*15-IEC 60309 3P+N+E 100A (IP67) Plug-5X2AWG\*3m

MATERIAL: N/A FINISH: N/A

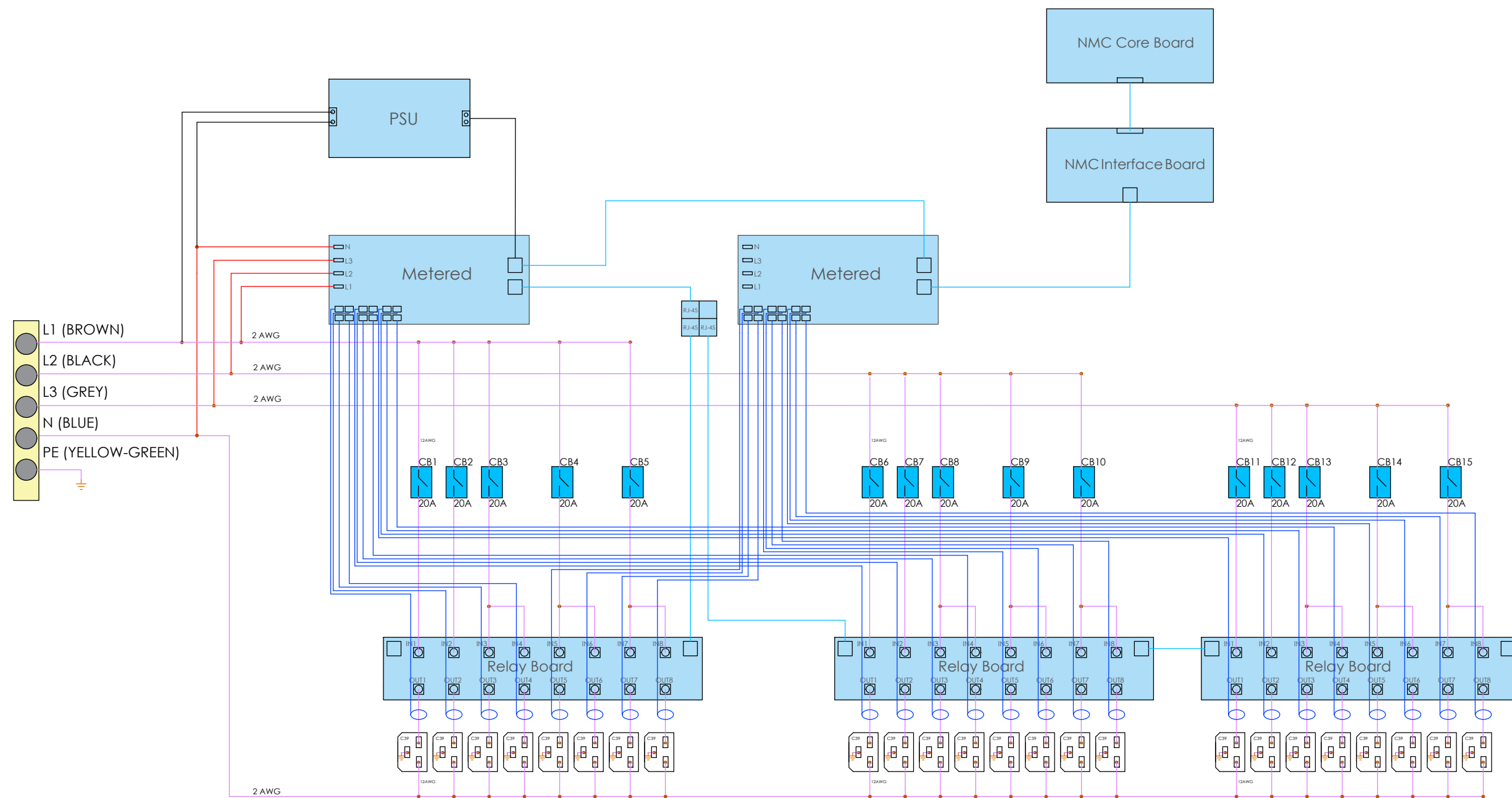
DRAWING NO: INV100A-M6TW080-24B10KTSUO		REV NO: A
NAME	DATE	COMMENTS:
DRAWN BY AMY ZHU	2025/3/12	
APP. BY JOHAN ZUO	2025/3/12	
SCALE: N/A	WEIGHT:	SHEET: 1 OF 2

DEBURR AND BREAK SHARP EDGES/CONTOURS AT 0.2mm MAX CLASS: N/A

INTERPRET TO ASME Y14.100

NOTES:

1. INSTALLATION SHALL COMPLY WITH ALL APPLICABLE NATIONAL, STATE AND LOCAL ELECTRICAL CODES.
2. REFER TO PRODUCT DOCUMENTATION FOR ADDITIONAL DETAILS PRIOR TO INSTALLATION AND PREPARATION WORK.
3. THIS DRAWING DEPICTS THE POWER SYSTEM CONNECTIONS AND IS NOT REPRESENTATIVE OF THE PHYSICAL LAYOUT. PLEASE REFER TO MECHANICAL DRAWINGS FOR PHYSICAL LAYOUT.



PROPRIETARY AND CONFIDENTIAL  
 THIS DRAWING AND ITS SPECIFICATIONS ARE THE PROPERTY OF INOVA AND SHALL NOT BE COPIED, REPRODUCED, OR USED IN WHOLE OR IN PART, AS THE BASIS FOR THE MANUFACTURE OR SALE OF ITEMS WITHOUT THE WRITTEN PERMISSION FROM INOVA. THIS DRAWING IS BASED UPON THE LATEST AVAILABLE INFORMATION AND IS SUBJECT TO CHANGE WITHOUT NOTICE.

UNLESS OTHERWISE SPECIFIED  
 X = ± 1  
 X.X = ± 0.5  
 X.XX = ± 0.30  
 X.XXX = ± 0.130  
 ANGULAR  
 X = 1°  
 .X = 0.5°  
 .XX = 0.25°



DESCRIPTION:  
 Metered and Switched Per Outlet PDU\_MSPO-3P-100A-Combo Lockable Socket-C39(16A) \*24-Magnetic Circuit Breaker\*15-IEC 60309 3P+N+E 100A (IP67) Plug-5X2AWG\*3m

MATERIAL: N/A FINISH: N/A

DEBURR AND BREAK SHARP EDGES/CONTOURS AT 0.2mm MAX

DRAWING NO: INV100A-M6TW080-24B10KTSUO		REV NO: A
NAME	DATE	COMMENTS:
DRAWN BY AMY ZHU	2025/3/12	
APP. BY JOHAN ZUO	2025/3/12	
SCALE: N/A	WEIGHT:	SHEET: 2 OF 2

UNITS: mm [in]

INTERPRET TO ASME Y14.100

CLASS: N/A

CLASS: N/A