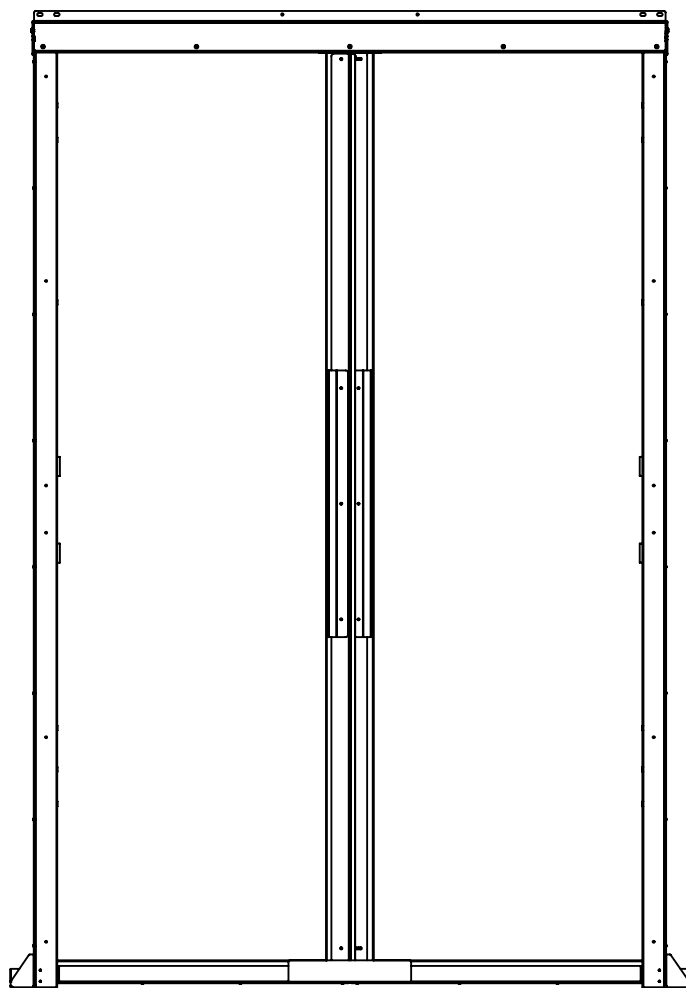


NOTES:

| REVISIONS |               |           |          |
|-----------|---------------|-----------|----------|
| REV.      | DESCRIPTION   | DATE      | APPROVED |
| A         | FULL RELEASED | 2024/1/30 | CT       |



CLEAR PC SOLID PANEL/  
TW PANEL 10MM

AUXILIARY FIXING BRACKET-B  
(4PCS)

TRANSPORT PROTECTION  
BRACKET

REAR VIEW

AUXILIARY FIXING BRACKET-A  
(4PCS)

GROUND FIXING BRACKET

**PROPRIETARY AND CONFIDENTIAL**

THIS DRAWING AND ITS SPECIFICATIONS ARE THE PROPERTY OF INOVA AND SHALL NOT BE COPIED, REPRODUCED, OR USED IN WHOLE OR IN PART, AS THE BASIS FOR THE MANUFACTURE OR SALE OF ITEMS WITHOUT THE WRITTEN PERMISSION FROM INOVA. THIS DRAWING IS BASED UPON THE LATEST AVAILABLE INFORMATION AND IS SUBJECT TO CHANGE WITHOUT NOTICE.

UNLESS OTHERWISE SPECIFIED

X = ± 1  
X.X = ± 0.5  
X.XX = ± 0.30  
X.XXX = ± 0.130  
ANGULAR  
X = 1°  
.X = 0.5°  
.XX = 0.25°



INTERPRET TO ASME Y14.100

DESCRIPTION:  
INOVA, CONTAINMENT SLIDING  
DOOR, 2190mm HEIGHT, FOR  
1200MM/ 1800MM AISLE WIDTH,  
CLEAR PC SOLID PANEL/TW PANEL  
10MM.

MATERIAL:  
CRS+PC/CRS+TW

DEBURR AND BREAK SHARP  
EDGES/CONTOURS AT 0.2mm MAX

FINISH: RAL 7035 TEXTURE - GREY  
RAL 9005 TEXTURE - BLACK  
RAL 9003 TEXTURE - WHITE

CLASS: N/A

DRAWING NO:

INV12-D1XXXX

REV NO:

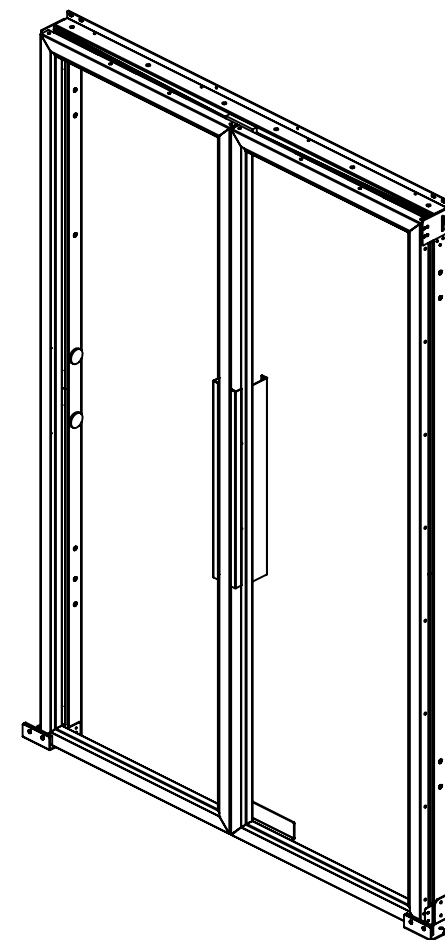
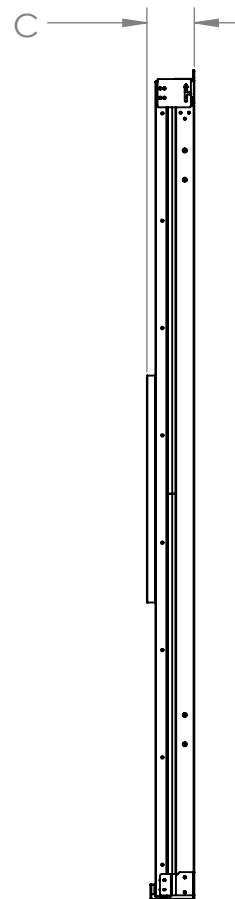
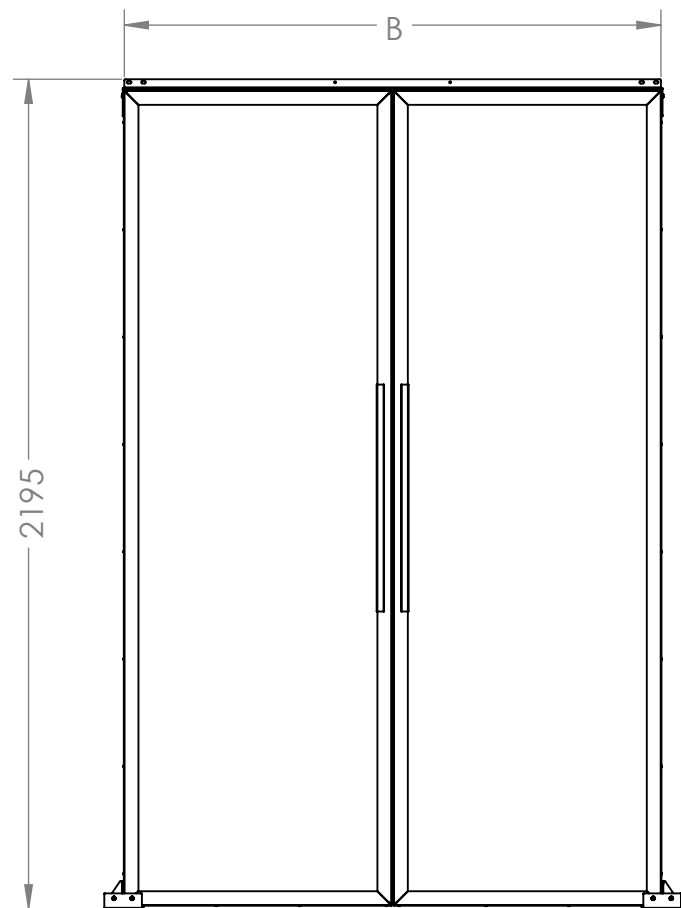
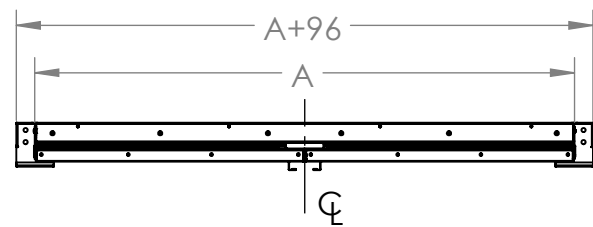
A  
SIZE:  
B

| NAME                | DATE      | COMMENTS: |
|---------------------|-----------|-----------|
| DRAWN BY PHILI FENG | 2024/1/30 |           |
| APP. BY PHILI FENG  | 2024/1/30 |           |

SCALE: 1:17 WEIGHT:

SHEET: 1 OF 3

NOTES:



| PN           | A    | B    | C   |
|--------------|------|------|-----|
| INV12-D112CB | 1428 | 1420 | 126 |
| INV12-D112CW | 1428 | 1420 | 126 |
| INV12-D112TB | 1428 | 1420 | 132 |
| INV12-D112TW | 1428 | 1420 | 132 |
| INV12-D118CB | 2033 | 2025 | 126 |
| INV12-D118CW | 2033 | 2025 | 126 |
| INV12-D118TB | 2033 | 2025 | 132 |
| INV12-D118TW | 2033 | 2025 | 132 |

**PROPRIETARY AND CONFIDENTIAL**  
 THIS DRAWING AND ITS SPECIFICATIONS ARE THE PROPERTY OF INOVA AND SHALL NOT BE COPIED, REPRODUCED, OR USED IN WHOLE OR IN PART, AS THE BASIS FOR THE MANUFACTURE OR SALE OF ITEMS WITHOUT THE WRITTEN PERMISSION FROM INOVA. THIS DRAWING IS BASED UPON THE LATEST AVAILABLE INFORMATION AND IS SUBJECT TO CHANGE WITHOUT NOTICE.

UNLESS OTHERWISE SPECIFIED  
 X = ± 1  
 X.X = ± 0.5  
 X.XX = ± 0.30  
 X.XXX = ± 0.130  
 ANGULAR  
 X = 1°  
 .X = 0.5°  
 .XX = 0.25°



DESCRIPTION:  
 INOVA, CONTAINMENT SLIDING DOOR, 2190mm HEIGHT, FOR 1200MM/ 1800MM AISLE WIDTH. CLEAR PC SOLID PANEL/TW PANEL 10MM.  
 MATERIAL: CRS+PC/CRS+TW  
 FINISH: RAL 7035 TEXTURE - GREY  
 RAL 9005 TEXTURE - BLACK  
 RAL 9003 TEXTURE - WHITE  
 DEBURR AND BREAK SHARP EDGES/CONTOURS AT 0.2mm MAX  
 CLASS: N/A

|                                    |         |               |                     |
|------------------------------------|---------|---------------|---------------------|
| DRAWING NO:<br><b>INV12-D1XXXX</b> |         |               | REV NO:<br><b>A</b> |
| NAME                               |         |               | DATE                |
| DRAWN BY<br>PHILI FENG             |         |               | 2024/1/30           |
| APP. BY<br>PHILI FENG              |         |               | 2024/1/30           |
| SCALE: 1:20                        | WEIGHT: | SHEET: 2 OF 3 |                     |

E

D

C

B

A

E

D

C

B

A

8

7

6

5

4

3

2

1

8

7

6

5

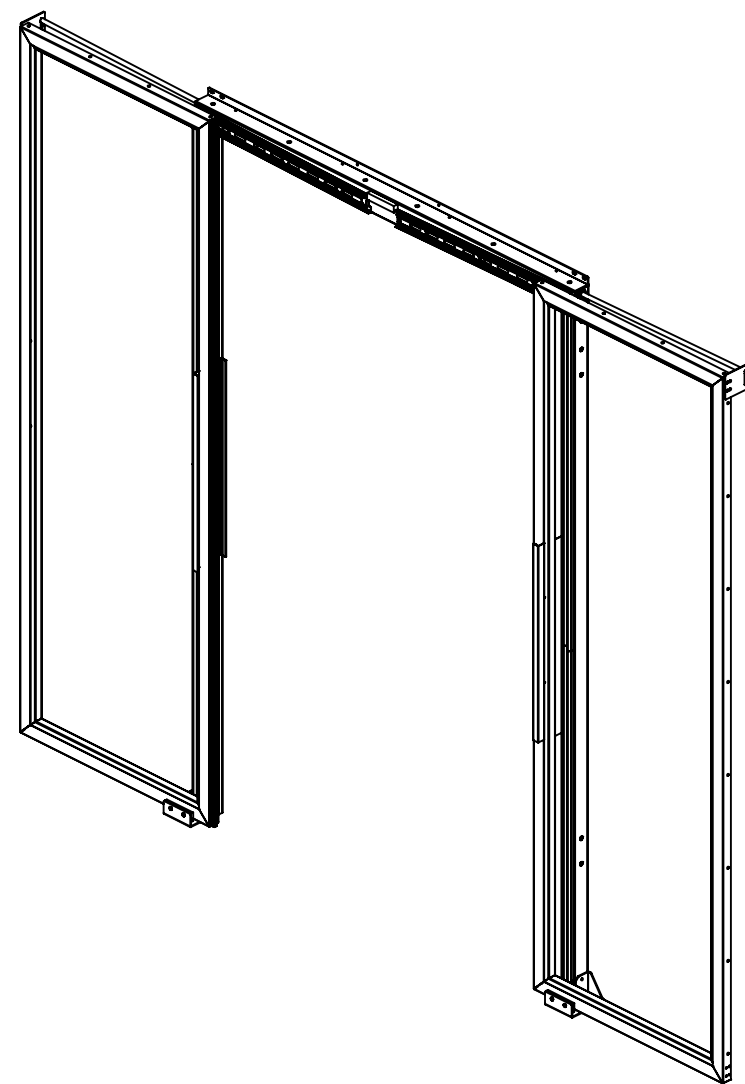
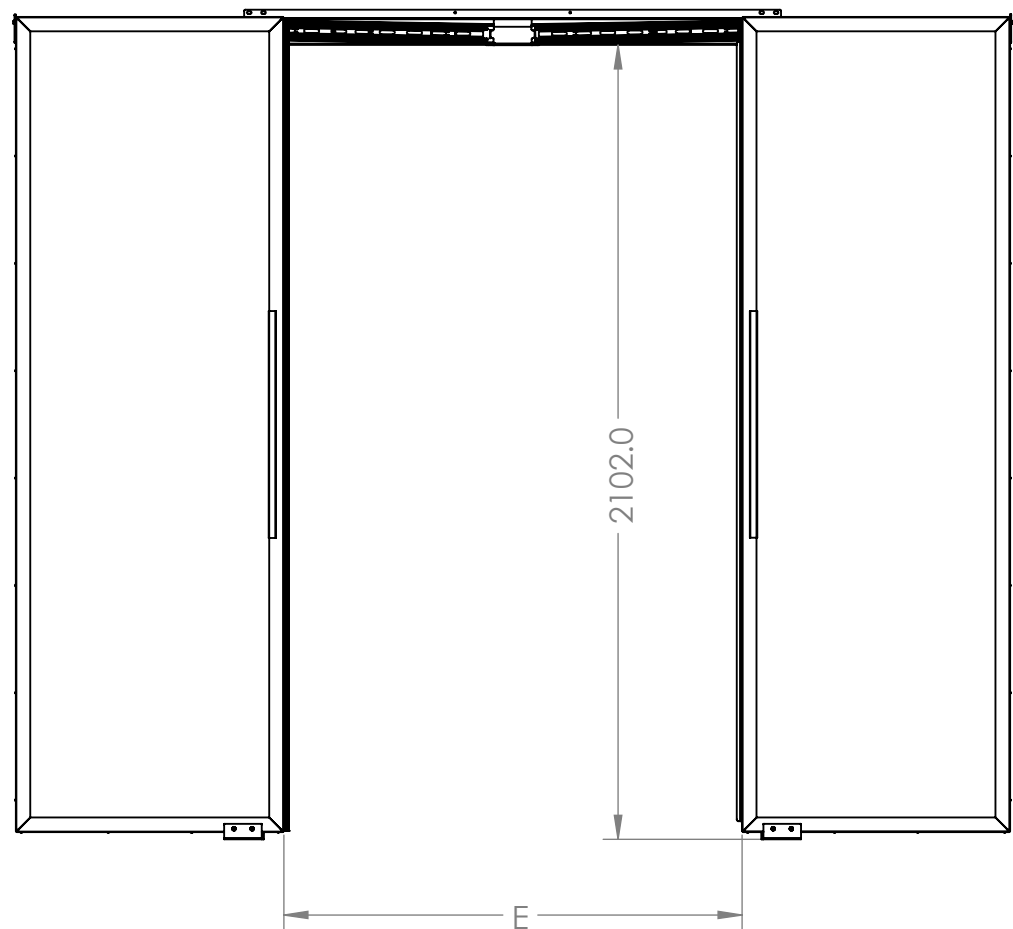
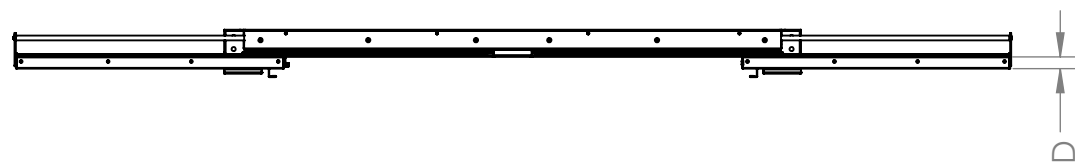
4

3

2

1

NOTES:



| PN           | D  | E    |
|--------------|----|------|
| INV12-D112CB | 31 | 1211 |
| INV12-D112CW | 31 | 1211 |
| INV12-D112TB | 37 | 1211 |
| INV12-D112TW | 37 | 1211 |
| INV12-D118CB | 31 | 1696 |
| INV12-D118CW | 31 | 1696 |
| INV12-D118TB | 37 | 1696 |
| INV12-D118TW | 37 | 1696 |

**PROPRIETARY AND CONFIDENTIAL**

THIS DRAWING AND ITS SPECIFICATIONS ARE THE PROPERTY OF INOVA AND SHALL NOT BE COPIED, REPRODUCED, OR USED IN WHOLE OR IN PART, AS THE BASIS FOR THE MANUFACTURE OR SALE OF ITEMS WITHOUT THE WRITTEN PERMISSION FROM INOVA. THIS DRAWING IS BASED UPON THE LATEST AVAILABLE INFORMATION AND IS SUBJECT TO CHANGE WITHOUT NOTICE.

UNLESS OTHERWISE SPECIFIED

X = ± 1  
 X.X = ± 0.5  
 X.XX = ± 0.30  
 X.XXX = ± 0.130  
 ANGULAR  
 X = 1°  
 .X = 0.5°  
 .XX = 0.25°



INTERPRET TO ASME Y14.100

DESCRIPTION:  
 INOVA, CONTAINMENT SLIDING DOOR, 2190mm HEIGHT, FOR 1200MM/ 1800MM AISLE WIDTH. CLEAR PC SOLID PANEL/TW PANEL 10MM.

MATERIAL: CRS+PC/CRS+TW FINISH: RAL 7035 TEXTURE - GREY  
 RAL 9005 TEXTURE - BLACK  
 RAL 9003 TEXTURE - WHITE

DEBURR AND BREAK SHARP EDGES/CONTOURS AT 0.2mm MAX CLASS: N/A

DRAWING NO:  
**INV12-D1XXXX**

REV NO:  
**A**  
 SIZE:  
**B**

| NAME       | DATE      |
|------------|-----------|
| PHILI FENG | 2024/1/30 |
| PHILI FENG | 2024/1/30 |

COMMENTS:

SCALE: 1:20 WEIGHT: SHEET: 3 OF 3